

Neo-Sunny

Petrol Pumps & Dispensers

Multipurpose display employed
Day-and-night plain readout

Larger characters 117% up
(Compared with the existing products)
Bright LED backlight adopted



Swift prepay setting with five-rank keys

- Clearly-identified prepay data on main readout
- Management assistance by electric totalizer
Remote control calling and data display

User-friendly nozzle-take/return with large nozzle holster


Resin-made but soft feeling for smooth operations.



Variety of models provided

Single product to Quad ones, easy selection from suction or remote models.

● Suction model



● Remote model



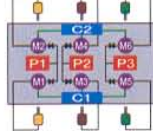
 **TATSUNO**
CORPORATION

Neo-Sunny

Petrol Pumps & Dispensers



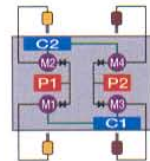
Multi-dispensing model
3662



3 pumps
6 meters
2 nozzles
2 counters




Multi-dispensing model
2442



2 pumps
4 meters
4 nozzles
2 counters



Double-dispensing model
2222



2 pumps
2 meters
2 nozzles
2 counters


(Suction model)

Specifications (Standard models)

Model Name & type GDA/GDB suction type GSA/GSB remote type	Narrow GDA/GSA Models : Lane Oriented (Nozzle front model) or Island Oriented (Nozzle side model), Narrow body with or without top case (canopy) Wide GDB/GSB Models: Lane Oriented (Nozzle front model), Wide body with top case (canopy)
Delivery Speed	Suction models : Standard speed (Gasoline/Diesel) : 40 liter/min. *Note: Simultaneous fueling 30 or 35 L/min. at standard speed & Reduction by half at high speed for Front 122, 242, 244, 362, 482 models Remote models: Depend on the on a capacity of installed submersible pump at site.
Measuring Accuracy	± 0.25 %
Flow Meter	4-piston type positive displacement flow meter and electric calibration system
Suction Pumping Unit	Internal silent gear pump with air separator, by-pass valve, and suction strainer and check valve
Motor	1-Phase Induction motor, Explosion-proof, 220 VAC ±10%, 50/60Hz, 3/4 HP.
Counter	<ol style="list-style-type: none"> 1) Type: LCD (Liquid Crystal Display) 2) Character Color: Black character on a white field with bright LED back light 3) Display: Cash -6 digits H: 35 mm, Volume -6 digits H: 35 mm, Unit price -4 digits H: 22mm 4) Unit price setting: By remote control 5) Electronic totalizer: 8 + 2 digits 6) Other function: Self - diagnosis function, Battery back-up, Over voltage protector
Preset	Cash display use for confirming the preset data Function: Presettable for amount and volume with ten (10) keypad + 5 -rank one-touch key buttons (Possible combined setting between amount and volume)
Totalizer	Electro-magnetic type: 7 digits (Volume for each hose) combined with Standard or Optional flow meter.
Reset device	Automatic reset in nozzle holder
Nozzle	TATSUNO nozzle with color scarf guard Spout size: 13/16" or 15/16"
Swivel	Provided: Single plane swivel
Hose	Black color, 3/4" x 15FT, Oil Resistance type
Safety Breakaway Coupling	Option
Filter for remote models	Paper filter type
Painting	White
Product Sticker	Not provided
POS Interface	RS-485 interface based on TATSUNO POS protocol
Emergency stop Button	Provided

*Note: The delivery speed of the pump may change due to the following conditions if it used beyond Tatsuno's installation and operational instructions:
1) Size and length of hose 2) Size and type of nozzle/swivel 3) Oil products, suction condition, and local piping conditions 4) With/without preset (Specifications are subject to change with or without prior notice.)

Dimensions



บริษัท กัทซุโน เอ็นจิเนียริ่ง แอนด์ เซอร์วิส จำกัด
TATSUNO Engineering & Service Co., Ltd.
19/79 หมู่ 18 ต.ตุตต อ.ลำลูกกา จ.ปทุมธานี 12130
19/79 Mu 18, Kukot, Lamlukka, Pathumthani, Thailand 12130
TEL. (662) 532-0987, 532-4103, 531-8929, 995-9528
E-mail : sales@tatsuno.co.th
www.tatsuno.co.th

